

[illegible]

Technical drawing of a bridge structure, showing a plan view and a cross-section.

Plan View (Top):

- Overall dimensions: 2400 mm (width) and 250 mm (depth).
- Reinforcement details for the deck, including top and bottom bars, and diagonal bracing.
- Labels for reinforcement bars: 24 ø 8 á100, KY 85, KY 86, KY 88, KY 90, KY 92, KY 94, KY 96, KY 98, KY 100, KY 102, KY 104, KY 106, KY 108, KY 110, KY 112, KY 114, KY 116, KY 118, KY 120, KY 122, KY 124, KY 126, KY 128, KY 130, KY 132, KY 134, KY 136, KY 138, KY 140, KY 142, KY 144, KY 146, KY 148, KY 150, KY 152, KY 154, KY 156, KY 158, KY 160, KY 162, KY 164, KY 166, KY 168, KY 170, KY 172, KY 174, KY 176, KY 178, KY 180, KY 182, KY 184, KY 186, KY 188, KY 190, KY 192, KY 194, KY 196, KY 198, KY 200, KY 202, KY 204, KY 206, KY 208, KY 210, KY 212, KY 214, KY 216, KY 218, KY 220, KY 222, KY 224, KY 226, KY 228, KY 230, KY 232, KY 234, KY 236, KY 238, KY 240, KY 242, KY 244, KY 246, KY 248, KY 250, KY 252, KY 254, KY 256, KY 258, KY 260, KY 262, KY 264, KY 266, KY 268, KY 270, KY 272, KY 274, KY 276, KY 278, KY 280, KY 282, KY 284, KY 286, KY 288, KY 290, KY 292, KY 294, KY 296, KY 298, KY 300, KY 302, KY 304, KY 306, KY 308, KY 310, KY 312, KY 314, KY 316, KY 318, KY 320, KY 322, KY 324, KY 326, KY 328, KY 330, KY 332, KY 334, KY 336, KY 338, KY 340, KY 342, KY 344, KY 346, KY 348, KY 350, KY 352, KY 354, KY 356, KY 358, KY 360, KY 362, KY 364, KY 366, KY 368, KY 370, KY 372, KY 374, KY 376, KY 378, KY 380, KY 382, KY 384, KY 386, KY 388, KY 390, KY 392, KY 394, KY 396, KY 398, KY 400, KY 402, KY 404, KY 406, KY 408, KY 410, KY 412, KY 414, KY 416, KY 418, KY 420, KY 422, KY 424, KY 426, KY 428, KY 430, KY 432, KY 434, KY 436, KY 438, KY 440, KY 442, KY 444, KY 446, KY 448, KY 450, KY 452, KY 454, KY 456, KY 458, KY 460, KY 462, KY 464, KY 466, KY 468, KY 470, KY 472, KY 474, KY 476, KY 478, KY 480, KY 482, KY 484, KY 486, KY 488, KY 490, KY 492, KY 494, KY 496, KY 498, KY 500, KY 502, KY 504, KY 506, KY 508, KY 510, KY 512, KY 514, KY 516, KY 518, KY 520, KY 522, KY 524, KY 526, KY 528, KY 530, KY 532, KY 534, KY 536, KY 538, KY 540, KY 542, KY 544, KY 546, KY 548, KY 550, KY 552, KY 554, KY 556, KY 558, KY 560, KY 562, KY 564, KY 566, KY 568, KY 570, KY 572, KY 574, KY 576, KY 578, KY 580, KY 582, KY 584, KY 586, KY 588, KY 590, KY 592, KY 594, KY 596, KY 598, KY 600, KY 602, KY 604, KY 606, KY 608, KY 610, KY 612, KY 614, KY 616, KY 618, KY 620, KY 622, KY 624, KY 626, KY 628, KY 630, KY 632, KY 634, KY 636, KY 638, KY 640, KY 642, KY 644, KY 646, KY 648, KY 650, KY 652, KY 654, KY 656, KY 658, KY 660, KY 662, KY 664, KY 666, KY 668, KY 670, KY 672, KY 674, KY 676, KY 678, KY 680, KY 682, KY 684, KY 686, KY 688, KY 690, KY 692, KY 694, KY 696, KY 698, KY 700, KY 702, KY 704, KY 706, KY 708, KY 710, KY 712, KY 714, KY 716, KY 718, KY 720, KY 722, KY 724, KY 726, KY 728, KY 730, KY 732, KY 734, KY 736, KY 738, KY 740, KY 742, KY 744, KY 746, KY 748, KY 750, KY 752, KY 754, KY 756, KY 758, KY 760, KY 762, KY 764, KY 766, KY 768, KY 770, KY 772, KY 774, KY 776, KY 778, KY 780, KY 782, KY 784, KY 786, KY 788, KY 790, KY 792, KY 794, KY 796, KY 798, KY 800, KY 802, KY 804, KY 806, KY 808, KY 810, KY 812, KY 814, KY 816, KY 818, KY 820, KY 822, KY 824, KY 826, KY 828, KY 830, KY 832, KY 834, KY 836, KY 838, KY 840, KY 842, KY 844, KY 846, KY 848, KY 850, KY 852, KY 854, KY 856, KY 858, KY 860, KY 862, KY 864, KY 866, KY 868, KY 870, KY 872, KY 874, KY 876, KY 878, KY 880, KY 882, KY 884, KY 886, KY 888, KY 890, KY 892, KY 894, KY 896, KY 898, KY 900, KY 902, KY 904, KY 906, KY 908, KY 910, KY 912, KY 914, KY 916, KY 918, KY 920, KY 922, KY 924, KY 926, KY 928, KY 930, KY 932, KY 934, KY 936, KY 938, KY 940, KY 942, KY 944, KY 946, KY 948, KY 950, KY 952, KY 954, KY 956, KY 958, KY 960, KY 962, KY 964, KY 966, KY 968, KY 970, KY 972, KY 974, KY 976, KY 978, KY 980, KY 982, KY 984, KY 986, KY 988, KY 990, KY 992, KY 994, KY 996, KY 998, KY 1000, KY 1002, KY 1004, KY 1006, KY 1008, KY 1010, KY 1012, KY 1014, KY 1016, KY 1018, KY 1020, KY 1022, KY 1024, KY 1026, KY 1028, KY 1030, KY 1032, KY 1034, KY 1036, KY 1038, KY 1040, KY 1042, KY 1044, KY 1046, KY 1048, KY 1050, KY 1052, KY 1054, KY 1056, KY 1058, KY 1060, KY 1062, KY 1064, KY 1066, KY 1068, KY 1070, KY 1072, KY 1074, KY 1076, KY 1078, KY 1080, KY 1082, KY 1084, KY 1086, KY 1088, KY 1090, KY 1092, KY 1094, KY 1096, KY 1098, KY 1100, KY 1102, KY 1104, KY 1106, KY 1108, KY 1110, KY 1112, KY 1114, KY 1116, KY 1118, KY 1120, KY 1122, KY 1124, KY 1126, KY 1128, KY 1130, KY 1132, KY 1134, KY 1136, KY 1138, KY 1140, KY 1142, KY 1144, KY 1146, KY 1148, KY 1150, KY 1152, KY 1154, KY 1156, KY 1158, KY 1160, KY 1162, KY 1164, KY 1166, KY 1168, KY 1170, KY 1172, KY 1174, KY 1176, KY 1178, KY 1180, KY 1182, KY 1184, KY 1186, KY 1188, KY 1190, KY 1192, KY 1194, KY 1196, KY 1198, KY 1200, KY 1202, KY 1204, KY 1206, KY 1208, KY 1210, KY 1212, KY 1214, KY 1216, KY 1218, KY 1220, KY 1222, KY 1224, KY 1226, KY 1228, KY 1230, KY 1232, KY 1234, KY 1236, KY 1238, KY 1240, KY 1242, KY 1244, KY 1246, KY 1248, KY 1250, KY 1252, KY 1254, KY 1256, KY 1258, KY 1260, KY 1262, KY 1264, KY 1266, KY 1268, KY 1270, KY 1272, KY 1274, KY 1276, KY 1278, KY 1280, KY 1282, KY 1284, KY 1286, KY 1288, KY 1290, KY 1292, KY 1294, KY 1296, KY 1298, KY 1300, KY 1302, KY 1304, KY 1306, KY 1308, KY 131

The diagram illustrates the dimensions and configurations for two door profile types: 1*KY 85 and 1*KY 86. Each type is shown in four different views or configurations, with dimensions provided in millimeters (mm).

1*KY 85 Configurations:

- Configuration 1:** Overall dimensions 6000mm x 2300mm. A small square detail is labeled 7.
- Configuration 2:** Overall dimensions 6000mm x 1625mm. A small square detail is labeled 2.
- Configuration 3:** Overall dimensions 5965mm x 1550mm. A small square detail is labeled 1.
- Configuration 4:** Overall dimensions 5385mm x 2300mm. A small square detail is labeled 8.

1*KY 86 Configurations:

- Configuration 1:** Overall dimensions 6000mm x 2300mm. A small square detail is labeled 10.
- Configuration 2:** Overall dimensions 6000mm x 1910mm. A small square detail is labeled 4.
- Configuration 3:** Overall dimensions 6000mm x 1550mm. A small square detail is labeled 9.
- Configuration 4:** Overall dimensions 5365mm x 2300mm. A small square detail is labeled 11.

1*KY 85 and 1*KY 86 Configurations (Right Side):

- Configuration 1:** Overall dimensions 2285mm x 1905mm. A small square detail is labeled 3.
- Configuration 2:** Overall dimensions 2180mm x 2300mm. A small square detail is labeled 5.
- Configuration 3:** Overall dimensions 2300mm x 2180mm. A small square detail is labeled 12.
- Configuration 4:** Overall dimensions 2275mm x 1550mm. A small square detail is labeled 6.

Kusů	Označení	Brutto[kg]	Netto [kg]
5	KY 85	569.00	431.08
5	KY 86	379.00	291.83
10	Součet	948.00	722.91




Technical drawing of a reinforced concrete structure, showing a cross-section of a wall and a foundation. The drawing includes the following details:

- Dimensions:**
 - Total height: 2400
 - Base width: 250
 - Section height: 650
- Labels and Components:**
 - 112 Ø 8 A100 (9):** Reinforcement bar at the top of the wall.
 - 112 Ø 10 A100 (1):** Reinforcement bar in the middle of the wall.
 - 55 Ø 10 A200 (4):** Reinforcement bar in the middle of the wall.
 - 112 Ø 8 A100 (2):** Reinforcement bar at the base of the wall.
 - 110 Ø 8 A100 (2):** Reinforcement bar at the base of the wall.
 - 1 KY 85:** Label for the middle section of the wall.
 - 7 KY 85:** Label for the middle section of the wall.
 - 10 KY 86:** Label for the middle section of the wall.
 - 5 KY 86:** Label for the middle section of the wall.
 - zemní líc (zasypáný):** Label for the middle section of the wall.
 - vzdušný líc:** Label for the middle section of the wall.

Pol.	Ks	Ø [mm]	Jednotl. délka [m]	Tvar prutu s popisem (bez měřítka)	Celková délka [m]	Hmotnost [kg]
1	134	10	1.55		207.70	127.94
2	269	8	0.75		201.75	79.69
3	32	8	0.77		24.64	9.73
4	67	10	1.55		103.85	63.97
5	24	8	0.77		18.48	7.30
6	24	8	0.77		18.48	7.30
7	24	8	1.00		24.00	9.48
8	48	8	1.20		57.60	22.75
9	134	8	0.75		100.50	39.70

367.86

výztuž: B500, síť KY; krytí výztuže: 40mm

Projektant statické části :		Družební 1327/12 363 01 Ostrov Česká republika Tel +420 602 715 423 jiribanzet@seznam.cz Identifikační číslo: 741 680 88			
<div>ing Pavel Banzet</div> <div></div>					
GENERÁLNÍ PROJEKTANT					
		Ing. David POKORNÝ Kolová č.p.96, 360 01 Karlovy Vary M:603841069, E:pokorny@line-sro.cz			
PROJEKTANT		Ing. Jan Chýška		01-06/2014	
Ing. David POKORNÝ Kolová č.p.96, 360 01 Karlovy Vary M:603 841 069, E:pokorny@line-sro.cz		HIP		DATUM	
INVESTOR		Ing.David Pokorný		07/2014	
Lázeňské lesy Karlovy Vary,přísp. organizace Na Vyhliďce 804/35 360 01 Karlovy Vary		ZPRACOVATEL ČÁSTI		STUPĚŇ	
VÝKRES		Pavel Banzet		MÉRÍTKO	
		VYPRACOVAL		DPS	
		Pavel Banzet		PARÉ	
				ČÍSLO VÝKRESU	
				C2.3	
				DOKUM. ČÁST	
				C2	
Stěna 4A - výkres výztuže					